

Mamiya ZD Mamiya ZD Back

AC Adapter PA302

AC電源アダプター PA302

Instructions
使用説明書


Mamiya

Thank you for purchasing a Mamiya product. This AC adapter PA302 enables the Mamiya ZD and Mamiya ZD Back to be powered by a household AC outlet. You need not use a battery and worry about the remaining battery level.


Safety precautions

Before use, make sure to read these "Safety precautions" for proper use carefully. The safety precautions are intended to instruct you in the safe and correct operation of the product to prevent injuries or damage to yourself, other persons and property. After reading and becoming familiar with the descriptions, be sure to store these instructions in a handy location.

The safety indications used in these instructions, and their meanings, are as follows.

 Indicates a hazard which, if ignored, may result in death or serious bodily injury.


WARNING


 Indicates a hazard which, if ignored, may result in bodily injury or damage to property.


CAUTION

The safety precautions use the symbols below, each meaning as follows.


Examples of symbols


 A triangle is used to call attention to a hazard (cautions and warnings). Practical precautions (a fire hazard in the case of the symbol on the left) are shown inside or around the triangle.


 A circle with a diagonal stroke means a prohibited action. Prohibited matter is illustrated inside or around the circle. The sample on the left is "No wet".

 The action is illustrated inside or around the black circle. The sample on the left means "Pull the plug out".

WARNING


 Do not attempt to disassemble or alter any part of the product. Disassembly or alteration may result in high-voltage electrical shock, or malfunction of the product that may injure you.

 To avoid the risk of high-voltage electrical shock, do not touch internal portions of the product that is exposed as a result of dropping or damage.


 Stop operating the product and unplug the power cord immediately. Please consult your camera distributor or customer support.


Seek repairs right away


WARNING


 Stop operating the product if it emits smoke or noxious fumes. Failure to do so may result in fire or electrical shock. Unplug the power cord immediately, and please consult your camera distributor or customer support.


 **Seek repairs right away**


 Prevent the product from water or other liquids. Failure to do so may result in fire or electrical shock.

 Do not operate the product near flammable liquids or in gaseous or explosive atmospheres. Failure to do so may result in fire or explosion.

 Store the product in a well-ventilated, cool, dry place. Leaving it in a humid or dusty place may lead to fire or electrical shock or other damages.


 Do not touch the contact points with a metal object. Otherwise, you may start a fire, or get an electrical shock.


 Do not use the AC Adapter PA302 for other equipments. Failure to do so may result in damage to the product or camera body, fire or electrical shock.


 When disconnecting the power cord, make sure to pull the plug. Pulling the cord could lead to fire, electrical shock or damages.

Don't pull the cord

CAUTION

 Do not touch the product when your hand are wet. Handling it with wet hand may cause electrical shock.

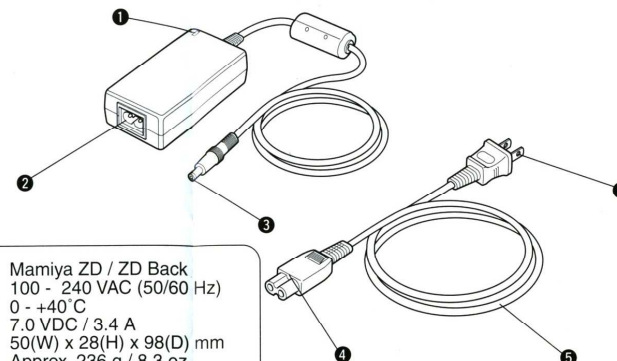
 Do not bend, cut, damage, or place heavy items on the power cord. Any of these may lead to fire, electrical shock or other damages.

 Store the product out of reach of young children. Otherwise it may cause injury.

Don't leave in children's reach

Part names

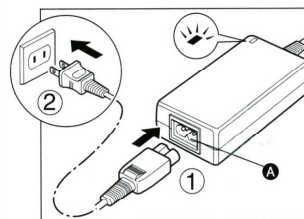
- ① Power lamp
- ② AC inlet
- ③ DC plug
- ④ AC adapter plug
- ⑤ Power cord
- ⑥ Wall plug



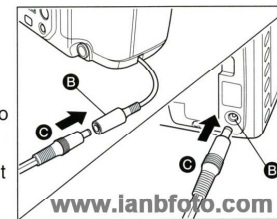
Specifications

Compatible model: Mamiya ZD / ZD Back
 Rated input: 100 - 240 VAC (50/60 Hz)
 Operating temperature: 0 - +40°C
 Rated output: 7.0 VDC / 3.4 A
 Dimensions: 50(W) x 28(H) x 98(D) mm
 Weight: Approx. 236 g / 8.3 oz. (excluding the power cord)

Connecting the AC Adapter PA302



1. Insert the AC adapter plug of the power cord into the AC inlet (A), and connect the power cord to a power outlet. The red power indicator will light on.



2. Connect the DC plug (C) of the AC Adapter PA302 to the DC terminal (B) of AC Coupler Kit PD301 set in Mamiya ZD or the DC inlet (E) of Mamiya ZD Back.

- * Before connecting with the AC Adapter PA302, make sure to turn off the camera body or back.
- * After you finish using the camera, unplug the power cord from the AC outlet.
- * In the event of any abnormality, please take the adapter and battery to your camera distributor or customer service.

Handling Precautions

- The AC Adapter PA302 is designed exclusively for the use with the Mamiya ZD (with the AC Coupler Kit PD301) and the Mamiya ZD Back.
- When not in use, unplug the power cord of the AC Adapter PA302 from the AC outlet.

100% Recycled Paper

Mamiya Digital Imaging Co., Ltd.

仕様外観は品質向上のために予告なく変更する場合があります。 Specifications and appearance are subject to change without notice.

Printed in Japan
206540-FI-01JE